

Hot Tub Cover with 4 Speaker Hoods

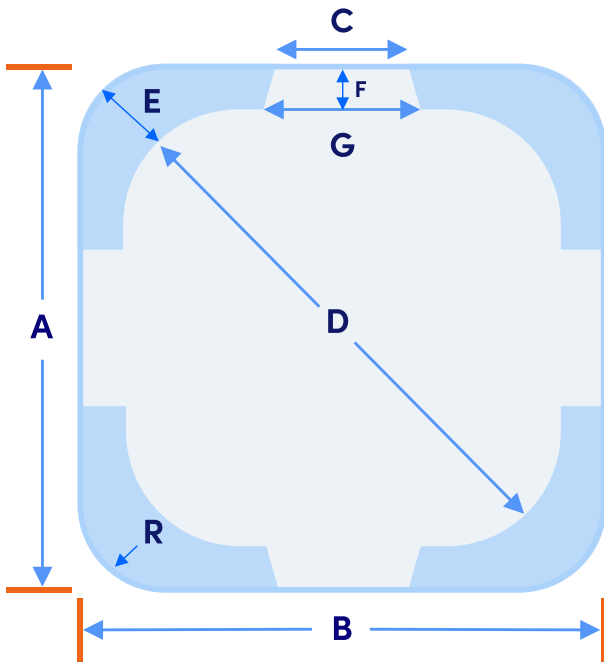
Print this guide and bring it with you to measure your hot tub with speakers.

What will you need?

1. Measuring Tape
2. Pen or Pencil
3. Framing Square

Quick tips

1. Enter measurements in inches
2. Round up length to nearest inch
3. Measure twice, order once!



A = _____ inches

B = _____ inches

C = _____ inches

D = _____ inches

E = _____ inches

F = _____ inches

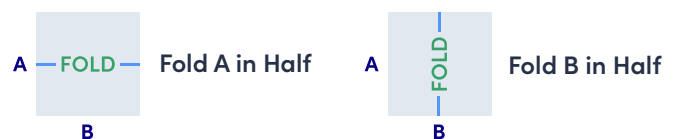
G = _____ inches

R = _____ inches

i See next page 2 for additional information on how to measure the radius (R).

🖨️ Large printable version on page 3.

Fold Direction





Skirt Length

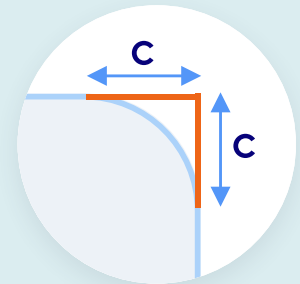
As a rule of thumb, the skirt (or flap) of your cover should be 0.5 inches longer than the acrylic rim of your spa to protect it. Do not include the foam in your measurement. Check off your skirt length:

- No Skirt
- 1.5 inches 5.5 inches
- 2 inches 5 inches
- 2.5 inches 5.5 inches
- 3 inches 6 inches
- 3.5 inches 6.5 inches
- 4 inches 7 inches



How to measure your spa radius:

Firmly place a framing square (or ruler and straight edge) at a 90 degrees around the corner. Measure the length before the curve stops (in the example to the left, the radius would be 7 inches).

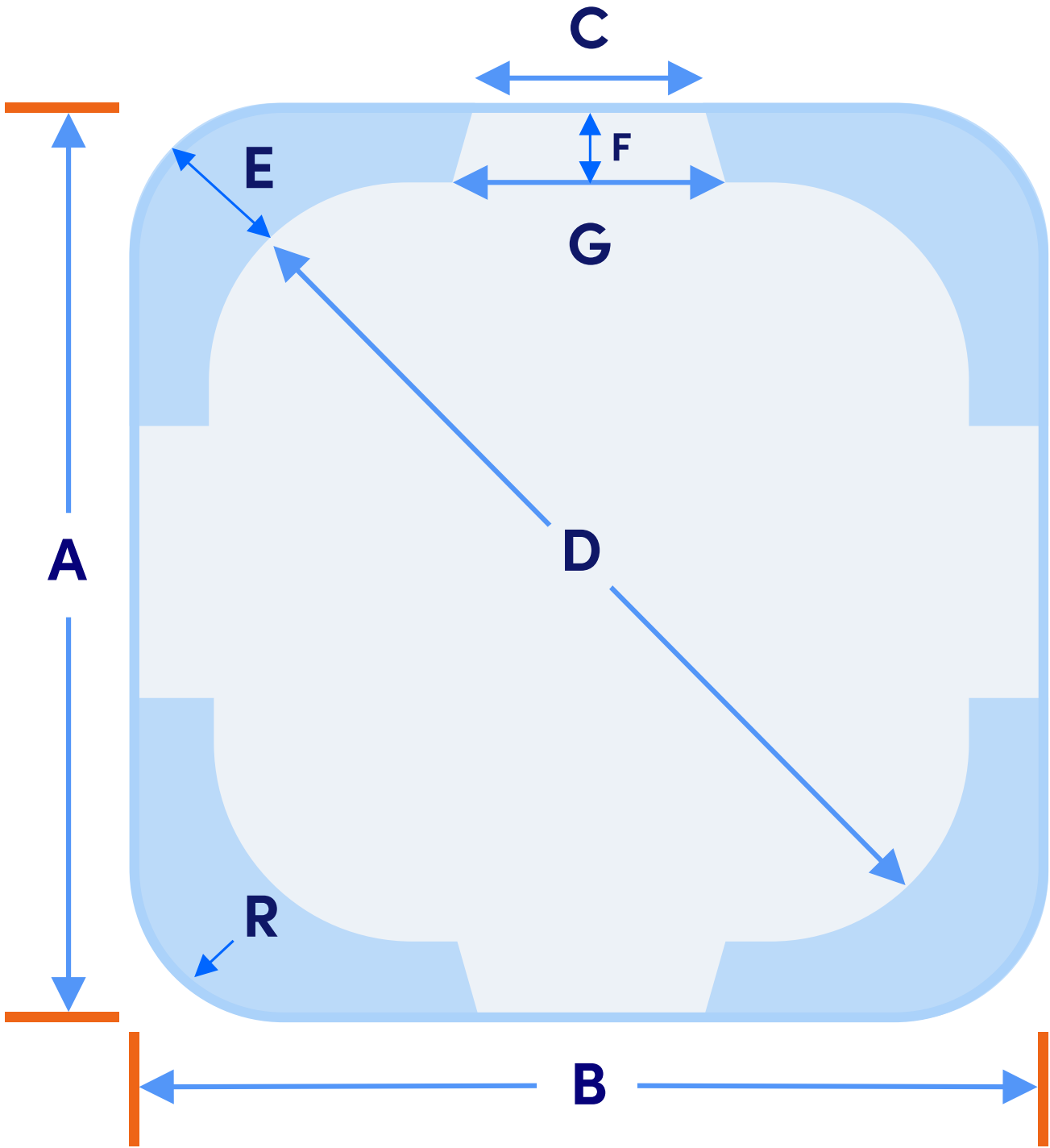


Make and model

Take note of your spa/hot tubs make and model. During ordering, you can use these to autofill and check your measurements against our database of measurements.

Spa Make:

Spa Model:



A = _____ inches

E = _____ inches

B = _____ inches

F = _____ inches

C = _____ inches

G = _____ inches

D = _____ inches

R = _____ inches